


## STAGE



### **GENERAL INFORMATION:**

Proscenium Width: 35'-0"

Proscenium Height: 20'-0" to masonry

17'-6" to bottom of raised Austrian house curtain

Stage Depth: 30'-0" plaster line (proscenium) to Upstage Traveller (usable area)


1'-6" plaster line to house curtain (down stage of plaster line)

5'-0" plaster line to apron

7'-10" apron to down stage edge of orchestra pit

12'-10" plaster line to down stage edge of orchestra pit

Stage



Stage Guard / Ghost Light - There are orange cones that can be used to set up a stage guard. There are two Ghost lights used to light the stage when it is dark.

Start of Show Communication with Front of House Management - When you are ready to begin the show please notify one of the theatre's crew members and they will be in communication with the front of house.

Temperature Control: There is no Central Air Conditioning or Heating.

## Theatre Specifications and Facilities

SEATING - See Attached Seating Chart



## Internet

The Theatre is equipped with wireless internet. In order to access the internet select Kahilu Guest Network. This is a secured network; therefore, you will need to log in with a password. Please ask anyone at the box office for the most current password.

## Technical Resources

IN AUDIENCE TECH TABLE POSITION - Please let us know beforehand if you will be using the tech table and especially if it is needed for mixing sound from the house.

REHEARSAL SPACE - If you need to rehearse you may rehearse in the space in which you will be performing. Please let us know ahead of time so we can schedule time and fees.

CREWS - We provide a light person, sound person and a stagehand.

## Policies

Firearms and Weapon Props (?) - If you are going to be using prop weapons in your performance please notify the theatre before hand so that we can inform those involved that weapons will be used as props.

Flying performers - It is not possible to fly performers as there is no fly rail due to the height limitations.

Late Seating - If late seating is needed the individuals needing to be seated will be held at the door until a break in the performance. The artist should also inform the theatre of any specifications regarding late seating.

Live Flame - No live flame is allowed in any area of the theatre. This includes, but not limited to lighters, candles, tiki torches, bbq grills.

Temporary Signage/Tape - If you would like to post your own signs you may do so please clean them up once you are finished.

Smoking - Smoking is prohibited in the theatre. If you need to smoke please exit the building.

## Parking

Audience Parking: Audience members can park in the parking lot next to the shopping center.

Artist Parking: Artist should park in the back alley close to the load dock.

ADA Parking: There are two handicap parking spots on the side of the theatre next to the shopping center parking lot.





## Accessibility

Kahilu Theatre is proud to be ADA compliant. ADA ACCESS- We have one section of eight ADA accommodating seats in the house. There is ADA access to the backstage area and the house through multiple options with no stairs. Please contact if needing assistance.

## Local Contact Information

### Waimea Police Station

67-5185 Kamāmalu Street

Waimea, HI 96743

808.935.3311 non-emergency line

### North Hawaii Community Hospital

67-1125 Mamalahoa Highway

Kamuela, HI 96743

808.885.4444

[NHCH-info@queens.org](mailto:NHCH-info@queens.org)

### Waimea Urgent Care

65-1230 Mamalahoa Highway #a10

Waimea, HI 96743

808.885.0660




## Table of Contents

Accessibility .....	3
Local Contact Information .....	3
Parking .....	4
Internet .....	4
Technical Resources .....	5
Policies .....	5
Theatre Specifications and Facilities.....	6
Seating.....	6
Stage .....	7
Line Sets .....	9
Lighting .....	10
Sound .....	14
Projection .....	16
Dressing Rooms .....	17
Laundry .....	18
Kitchen .....	18



# 2022 Technical Information Package



**Kahilu Theatre**  
67-1186 Lindsey Road  
Kamuela, HI 96743  
Phone: 808.885.6868  
<http://kahilutheatre.org>



- Stage Width:** 63'-5" stage left wall to stage right wall  
60'-7" upstage left locking rail to stage right wall  
31'-9" centerline to stage left wall  
28'-11" centerline to upstage left locking rail  
25'-0" centerline to edge of stage left fly floor  
31'-8" centerline to stage right wall  
11'-5" proscenium opening to upstage left locking rail  
14'-3" proscenium opening to stage left wall  
14'-2" proscenium opening to stage right wall
- Orchestra Pit:** Approximate capacity of 26 musicians  
8'-0" below stage  
11'-0" deep at centerline, 8'-0" deep at sides, extends 5'-0" under stage  
48'-0" wide
- Stage Left Fly Floor:** 13'-0" stage to fly floor  
12'-0" stage to underside of fly floor
- Rigging Beams:** 27'-6" above stage
- Loading Door:** 10'-0" wide x 12'-0" high, on upstage extension wall  
2'-7" above parking lot

The loading dock is on the back of the theatre located in the alley way where artists and staff park. It leads directly onto the stage.

**STAGE RIGGING SYSTEM:**

One (1) five-line, wire guided, double purchase, motor assisted 1st electric line set, with 500# capacity, operated from stage left. Line set has a 40'-0" long rectangle truss batten. High trim +23'-8".

Three (3) motorized line sets, with 1000# live load capacity, operated from stage left fly floor. Each line set has a 43'-0" long batten with high trim +24'-0" AFF.

Fourteen (14) five-line, wire guided, single/double purchase, line sets, with 250# capacity, operated from stage left, stage level locking rail. Each line set has a 43'-0" long batten with high trim +24'-0" AFF..

**LINE SET SCHEDULE:**

Set #:	Distance	Description:	Notes:
		From PL:	
HC	-2'-2"	Austrian Curtain	Motorized, Single Speed (Down Stage of PL)
DH	0'-8"	Movie Sheet Track	Dead Hung
#1	1'-6"	#1 Teaser	Double Purchase Cntrwt
DH	2'-0"	#1 Legs	Dead Hung
#2	3'-8"	#1 Electric	Double Purchase, Motor Assisted, Rectangle Truss
#3	8'-0"	#2 Border	Double Purchase Cntrwt
#4	9'-0"	#2 Leg	Double Purchase Cntrwt
#5	11'-0"	#2 Electric	5 point Motorized Hoist
#6	14'-6"	#3 Border	Double Purchase Cntrwt
#7	15'-6"	#3 Mid-Stage Traveler	Double Purchase Cntrwt
#8	18'-3"	#3 Electric	5 point Motorized Hoist
#9	21'-6"	#4 Border	Double Purchase Cntrwt

#10	22'-3"	#4 Leg	Double Purchase Cntrwt
#11	25'-0"	#4 Electric	5 point Motorized Hoist
#12	26'-6"	#5 Border	Double Purchase Cntrwt
#13	27'-6"	#5 Leg	Double Purchase Cntrwt
#14	28'-0"	Empty	Double Purchase Cntrwt
#15	29'-6"	Upstage Traveler	Double Purchase Cntrwt
#16	30'-6"	Empty	Single Purchase Cntrwt
#17	34'-9"	Cyclorama	Single Purchase Cntrwt

Line sets cannot be moved.

Nominal additional counterweight is on hand.

**STAGE LIGHTING DIMMING SYSTEM:**

144 – 2.4 kW ETC *Sensor* dimmers in dimmer-per-circuit racks. *ETC Congo Kid-512* stage lighting control console located in control room located above the rear of the auditorium.

Remote focus unit available.

No additional power or company switch..

**STAGE LIGHTING CIRCUIT DISTRIBUTION:**
**FRONT-OF-HOUSE:**

Description:	Dist. <u>from PL</u>	Ht. Above <u>Stage</u>	Number of Circuits;	Notes
1st FOH Catwalk Access	18'-0"	29'-6"	0	Houselight
2nd FOH Catwalk 0" wide	27'-0"	28'-9"	15 (repeat ea. side of CL)	1st Beam, 48'-
3rd FOH Catwalk 48'-0" wide	36'-0"	28'-6"	15 (repeat ea. side of CL)	2nd Beam,
4th FOH Catwalk 48'-0" wide	48'-0"	29'-0"	15 (repeat ea. side of CL)	3rd Beam,
5th FOH Catwalk: Access	60'-0"	29'-0"	0	Houselight
Box Booms:	17'-0"	5' – 25'-0"	5 (repeat SL and SR)	

All circuits are 20A in connector strips with NEMA L5-20 grounded twistlock tails.

**ONSTAGE:**

Description:	Dist. <u>from PL</u>	Number of Circuits;	Notes:
Proscenium Wall	0'-0"	12 (6 – SL, 6 – SR)	Surface Mount
#1 Electric Connector Strip	3'-8"	23 (cct #s repeat ea. side of CL)	Pipe Mount
#2 Electric Boxes	11'-0"	6 (cct #s repeat at ea. end of batten)	Pipe Mount Drop

#3 Electric Boxes	18'-3"	4 (cct #s repeat at ea. end of batten)	Pipe Mount Drop
#4 Electric Boxes	25'-0"	4 (cct #s repeat at ea. end of batten)	Pipe Mount Drop
SL Fly Floor	32'-0"		Drop Box
Upstage Left Wall		9	Surface Mount
Floor Pockets of proscenium	16'-0"	6 (3 – SL, 3 – SR)	6'-0" off stage

All circuits are 20A with NEMA L5-20 grounded twistlock tails.

#### **STAGE LIGHTING FIXTURES AND ACCESSORIES:**

##### **FIXTURES:**

Quantity: Description:

- 12 ETC 10° Source 4 Ellipsoidals, 575w HPL 575 lamps  
(10 for FOH catwalk 2 color down stage front wash)
- 12 ETC 19° Source 4 Ellipsoidals, 575w HPL 575 lamps  
(10 for FOH catwalk 2 color mid-stage front wash)
- 8 ETC Source 4 LED Series 2 Lustre w/ XDLT 26° Len Tubes  
(1 each on Outside High Sides on 4 Electrics)
- 8 ETC Source 4 LED Series 2 Lustre w/ XDLT 36° Len Tubes  
(1 each on Inside High Sides on 4 Electrics)
- 16 ETC Source 4 Ellipsoidals, 575w HPL 575 lamps  
(Available Len other than above, 16x 26° , 8x 36° , 4x 50° )
- 24 ETC Source 4 PARs w/ lenses, 575w HPL 575 lamps  
(used on all onstage electrics for 2 color down lights)

- 20 Altman 360Q 6x12 ERS, 575W HX601 lamps  
(2 on each 8 booms on standard hang)
- 9 Chauvet Pro Ovation C-805FC – 2Cell Cyclorama LED Fixtures
- 12 Strand Century 6x9 axial ellipsoidals, 575w HX601 lamps
- 4 Strand Century 8” fresnels, 1000w BVT lamps
- 4 Strand Century 6” fresnels, 500w BTL lamps
- 2 Lycian 1209 HP Midget followspots, 575w HMI lamps
- 2 Elation Platinum Profile 35Pro Moving Head Fixture (limited placement)
- 6 Blizzard RokBox LED Fixture, 6in1 RGBAW+UV

**ACCESSORIES:**

Quantity: Description:

- 8 10’-0” high side lighting booms
- 1 28” mirror ball
- 2 barndoors for 6” fresnels
- 2 barndoors for 8” fresnels
- 20 Size “B” pattern holders for ellipsoidals
- 4 6” donuts

Color frames for all instruments

Assorted stage cable and two-fers

Blackwrap is available

**SOUND SYSTEM:**



**Quantity: Description:**

- 1 Yamaha CL3 Digital Mixing Console w/ Rio3224 StageBox on stage right
- 8 QSC WideLine8 Clusters of 4 per side, powered by PowerLight amplifiers
- 2 QSC 18" Subs Subwoofers
- 6 Yamaha DXR12 self-powered monitors
- 6 KARRAY Anakonda front fill speakers
- 8ch Sennheiser Wireless System (4 handheld/8 beltpacks available)
- 6 Sennheiser EarSet1 Ear-Worn Microphone – MKE1
- 2 Sennheiser MKE2-Gold Omni Lavalier Microphone
- 4 Sennheiser e935 Vocal Microphones

- 2 Shure SM81 Condensor Microphones
- 1 Stereo Interface
- 4 Radial ProDI Passive Direct Box
- 2 Radial ProD2 Passive Stereo Direct Box

Assorted Stands & Cabling for Audio (XLR, 1/4in., AC, etc...)


**PROJECTION SYSTEM:**

Quantity: Description:

- 1 DPI Super Quad Titan 20K Projector – front projection only
- 1 Extron Matrix Switcher
- 1 Roll Out 32ft by 18ft Front Projection Screen – fix postion on plaster line
- 1 6ft Tripod Popup Projection Screen
- 1 Sony Blu-Ray/DVD Player (not PAL compatible)

Assorted Cabling and Adapers for VGA, Mac, PC, iPad, etc...

**Control Room/TechBooth**





**DRESSING ROOMS:**

**Stage Level Stage Left:**

3 – 2 person (Star),

1 – 10-12 person (Chorus)

1 – rest room with two sinks, 1 toilet and 1 shower

**Stage Level Stage Right:**

3 – 2 person (Star),


1 – 10-12 person (Chorus)

1 – rest room with two sinks, 1 toilet, 1 urinal and 1 shower

**Bathrooms:**

Each set of dressing rooms on either side of the stage has on bathroom.

The bathroom has two sinks, one stall, and a shower.



**Laundry:**

There is one laundry facility here at the theatre. There is one washer and one dryer. Please note that there are no dry cleaning places available for use.

